

Cold Rod Inserts



Flanged Cylinder with Deluxe ECT Cold Rod Insert™

Ultra Deluxe ECT Cold Rod Insert™ Model ECT/UL-DLX/I

Main Features:

- Designed for use with the 216 mm inside diameter flanged phantoms

Main Applications:

- For use with ultra-high spatial resolution SPECT and PET Systems
- System resolution test for lower contrast structures
- Acceptance testing
- Routine quality, assurance and control
- System performance evaluation
- Research

Specifications:


Material for plates: PMMA

Insert diameter: 213 mm

Rod diameters: 3.2, 4.8, 6.4, 7.9, 9.5 and 11.1 mm

Height of rods: 88 mm

Shipping Information: Carton 12 × 9 × 6 Weight: 2 lbs.



Ultra Deluxe ECT Cold Rod Insert™



Deluxe ECT Cold Rod Insert™

Deluxe ECT Cold Rod Insert™ Model ECT/DLX/I

Main Features:

- Designed for use with the 216 mm inside diameter flanged phantoms

Main Applications:

- For use with high and very high spatial resolution SPECT and PET Systems
- System resolution test for lower contrast structures
- Acceptance testing
- Routine quality, assurance and control
- System performance evaluation
- Research

Specifications:

Material for plates: PMMA


Insert diameter: 213 mm

Rod diameters: 4.8, 6.4, 7.9, 9.5, 11.1 and 12.7 mm

Height of rods: 88 mm

Shipping Information: Carton 12 × 9 × 6 Weight: 2 lbs.

Deluxe ECT Cold Rod Insert™



Cold Rod Inserts

Standard & Elliptical ECT Cold Rod Insert™

Model ECT/STD/I and Model ECT/ELP/I

Main Applications:

- For use with medium to high spatial resolution SPECT and PET Systems
- System resolution test for lower contrast structures
- Acceptance testing
- Routine quality, assurance and control
- System performance evaluation
- Research

Specifications:

Material for plates: PMMA

Insert diameter:

Model ECT/STD/I: 213 mm

Model ECT/ELP/I: 302 mm along major axis
218 mm along minor axis

Rod diameters: 6.4, 7.9, 9.5, 11.1 12.7 and 19.1 mm

Height of rods: 88 mm

Benchmark ECT Cold Rod Insert™

Model ECT/BEN/I

Main Features:

- Designed for use with the 21.6 cm inside diameter flanged phantoms

Main Applications:

- For use with ECT systems with poorer spatial

resolution, larger radius-of-rotation, cut-off reconstruction filters and count densities mimicking clinical scans

- System resolution test for lower contrast structures
- Acceptance testing
- Routine quality, assurance and control
- System performance evaluation
- Research

Specifications:

Material for plates: PMMA


Insert diameter: 21.3 cm

Rod diameters: 9.5, 11.1, 12.7, 15.9, 19.1, and 25.4 mm

Height of rods: 8.8 cm

Main Features:

- Model ECT/STD/I is designed for use with the 216 mm inside diameter flanged phantoms




Standard ECT Cold Rod Insert™

Shipping Information: Carton 12 × 9 × 6 Weight: 2 lbs.


Main Features:

- Model ECT/ELP/I is designed for use with the Elliptical ECT Phantom™ (Model ECT/ELP/P)



Elliptical ECT Cold Rod Insert™

Shipping Information: Carton 12 × 9 × 6 Weight: 2 lbs.



Benchmark ECT Cold Rod Insert™

Shipping Information: Carton 12 × 9 × 6 Weight: 3 lbs.

Cold Rod Inserts

Flangeless Deluxe ECT Cold Rod Insert™

Model ECT/FL-DLX/I

Main Features:

- Designed for use with the 209 mm inside diameter flanged phantoms


Main Applications:

- For use with high and very high spatial resolution SPECT and PET Systems
- System resolution test for lower contrast structures
- Acceptance testing
- Routine quality, assurance and control
- System performance evaluation

Research

Specifications:

Material for plates: PMMA
Insert diameter: 208 mm
Rod diameters: 4.8, 6.4, 7.9, 9.5, 11.1 and 12.7 mm
Height of rods: 88 mm



Flangeless Deluxe ECT Cold Rod Insert™

Shipping Information: Carton 12 × 9 × 6 Weight: 2 lbs.

Small ECT Cold Rod Insert™

Model ECT/SM/I

Main Features:

Designed for use with the 140 mm inside diameter flanged phantoms

Main Applications:

- Acceptance testing
- Routine quality, assurance and control
- System performance evaluation
- Research

Specifications:


Material for plates: PMMA

Insert diameter: 139 mm

Rod diameters: 4.8, 6.4, 7.9, 9.5, 11.1 and 12.7 mm

Height of rods: 40 mm

Shipping Information: Carton 10 × 8 × 4 Weight: 1 lbs.



Small ECT Cold Rod Insert

Cold Rod Inserts

Small High Resolution ECT Cold Rod Insert™

Model ECT/SM-HR/I

Main Features:

Designed for use with the 140 mm inside diameter flanged phantoms

Main Applications:

- Acceptance testing
- Routine quality, assurance and control
- System performance evaluation
- Research

Specifications:


Material for plates: PMMA

Insert diameter: 139 mm

Rod diameters: 3.2 4.8, 6.4, 7.9, 9.5, and 11.1 mm

Height of rods: 40 mm

Shipping Information: Carton 10 × 8 × 4 Weight: 1 lbs.



Small High Resolution ECT Cold Rod Insert™